



MUTFAK LAVABOLARI / FOR THE KITCHEN



40x40 cm



30x30 cm



48x80 cm



40x70 cm

BANYO LAVABOLARI / FOR THE BATH



38x48 cm



41x48 cm



32x48 cm




28x45 cm

YAT LAVABOSU FOR THE YATH




Ø 30 cm


KENAR PROFİLLERİ / PROFILE OPTIONS



SÜPÜRGELİK PROFİLLERİ / BACKSPLASHES



DİK SÜPÜRGELİK / STANDARD SEAM



GÖMME SÜPÜRGELİK / COVED SEAM

MONTAJ SEÇENEKLERİ / MOUNTING OPTIONS



UÇ UCA ALTAN MONTAJ
UNDER MOUNTING ENDWISE



İÇE TAŞMALI ALTAN MONTAJ
UNDER MOUNTING FLOODED INTO



EŞ ZEMİNLİ MONTAJ
ANGLED MOUNTING

ÖZELLİKLER / SPECIFICATIONS

		Standards	Birim / Unit	Sonuçlar / Values
Yoğunluk	Density		g/cm3	1.75 - 182
Gerilim direnci	Tension resistance	DIN 53 455	N/mm2	22 - 27
Direnç	Wreching resistance	DIN 53 452	N/mm2	53 - 59
Dayanıklılık	Banging durability	DIN 53 453	ki/m2	4 - 6
Sertlik, Brinell numarası	Hardness, Brinell number	DIN 50 351		204 - 210
Sertlik, Barcol numarası	Hardness, Barcol number	ASTM D-256		53 - 58
Alev direnci	Flame resistance	DIN 53 438		Sınıf 1 Class 1
Isı dayanıklılığı	Heat durability	DIN 68 390		100°C değişiklik yoktur. 100°C there is no change